

Setup Sheet

Track: _____

Driver: Teppo

Indoor
 Outdoor

Smooth
 Rough

Slippery
 Medium
 High-Bite

Date: Starting Set-Up

Tight / Open

FRONT SUSPENSION (Circle or Check the Appropriate Settings)

Toe In Out 0 °

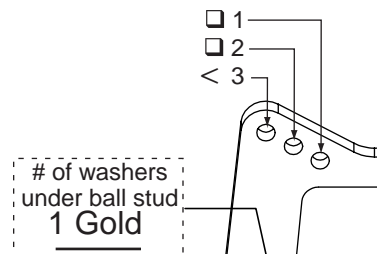
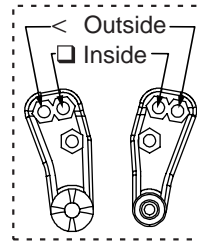
Ride Height Arm's Level

Camber - + 1/2 °

Caster Stock Other _____ °

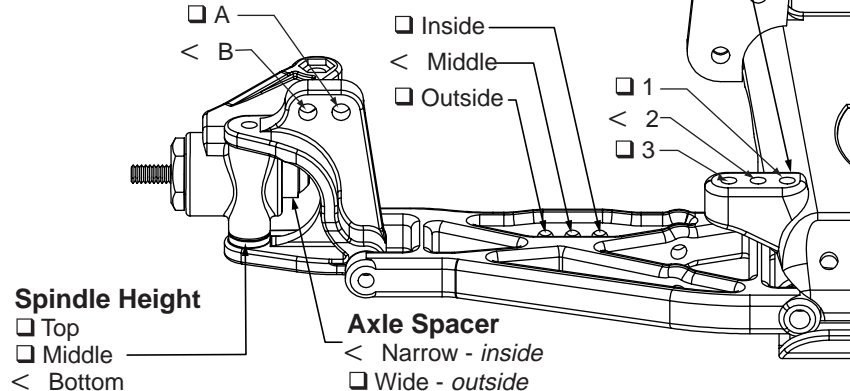
Sway Bar No Yes size _____

of washers under steering / tie-rod ball studs
Spindle ball stud: 1 Gold
Bellcrank ball stud: 0



of washers under ball stud: 1 Gold

Front Shocks
 Oil: 30wt Losi
 Piston: 556 Standard / Drilled
 Spring: Green
 Limiters: Inside- 0.090" Outside- _____



REAR SUSPENSION

Toe-In Inside 3 ° Outside _____ °

Pivot Support 2deg No Shim Shim Under Front Shim Under Rear } # of shims: _____

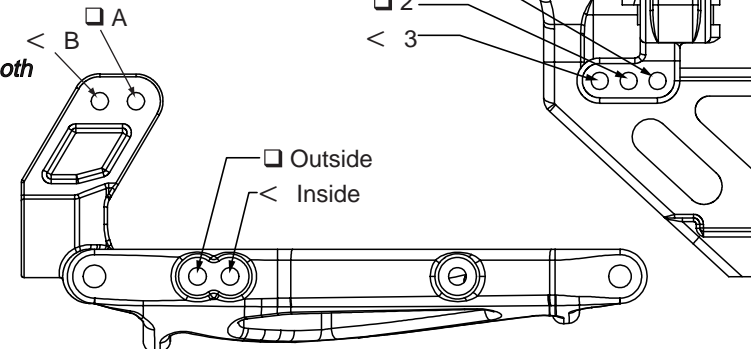
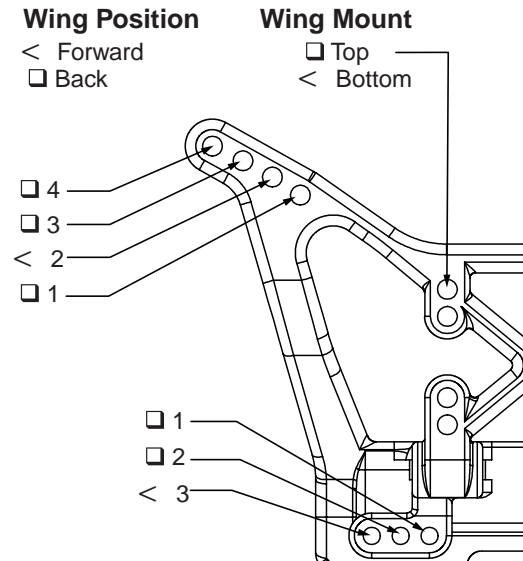
Ride Height Dog Bones Level, Make Chassis Flat

Camber - + 1 ° Drive Shafts Dogbones Aluminum CVDs Steel

Rear Hub Spacing Forward Center Rear Outdrives Steel Plastic

Sway Bar No Yes size Usually faster w/0.050" Use when track is smooth

Rear Shocks
 Oil: 25wt Losi
 Piston: 665 Standard / Drilled
 Spring: Red
 Limiters: Inside- 0.090" Outside- _____



Tires
 Front: Wide Body, std. Wheels Compound Red Foam Losi Firm
 Rear: X2000, Wide Wheels Compound Red Foam Losi Firm

Motor: LRP Pinion/Spur: / 78
 Battery Position: 5mm Back

Notes: 10g in front Bulkhead